

Expectancy-based strategic processes are influenced by spatial working memory load and individual differences in working memory capacity

Juan J. Ortells^{1*}, Jan W. De Fockert², Nazaret Romera Álvarez¹, Sergio Fernández García¹

¹Psicología, University of Almería, Spain, ²Psychology, Goldsmiths, University of London, United Kingdom

Submitted to Journal:
Frontiers in Psychology

Specialty Section:
Cognition

Article type:
Original Research Article

Manuscript ID:
380168

Received on:
29 Mar 2018

Revised on:
18 Jun 2018

Frontiers website link:
www.frontiersin.org

Conflict of interest statement

The authors declare that the research was conducted in the absence of any commercial or financial relationships that could be construed as a potential conflict of interest

Author contribution statement

All the authors contributed equally to:

- (1) The conception and design of the work as well as analysis and interpretation of data
- (2) Drafting the work or revising it critically for important intellectual content
- (3) Final approval of the version to be published and
- (4) All of them are agreed to be accountable for all aspects of the work in ensuring that questions related to the accuracy or integrity of any part of the work are appropriately investigated and resolved.

Keywords

Working memory load, Stroop priming effects, expectancy-based strategic processes, spatial working memory, individual differences in working memory capacity

Abstract

Word count: 328

The present research examined whether imposing a high (or low) working memory (WM) load in different types of nonverbal WM task could affect the implementation of expectancy-based strategic processes in a sequential verbal Stroop task. Participants had to identify a colored target (a red vs. green patch) that was preceded by a prime word (RED or GREEN), which was incongruent with the target color on 80% of the trials, and congruent on 20% of trials. Previous findings have shown that participants can strategically use this information to predict the upcoming target color, and avoid the standard Stroop interference effect. The Stroop task was combined with different types of nonverbal WM task. In Experiment 1, participants had to retain sets of four arrows that pointed either in the same direction (low load) or in different directions (high load). In Experiment 2, they had to remember the spatial locations of four dots which either formed a straight line (low load) or were randomly scattered in a square grid (high load). In addition, participants in the two experiments performed a change localization task to obtain a measure of their WM capacity (WMC). The results in both experiments showed a reliable interaction between prime-target congruency and WM load. When participants performed the Stroop task under high WM load, they were unable to efficiently ignore the incongruence of the prime, as they consistently showed a standard Stroop effect, regardless of their WMC. Under a low WM load, however, a strategy-dependent (reversed Stroop) effect was observed. This ability to ignore the incongruence of the prime was modulated by WMC, such that the reversed Stroop effect was mainly found in higher WMC participants. The findings that expectancy-based strategies on a verbal Stroop task are modulated by load on different types of spatial WM tasks point at a domain-general effect of WM on strategic processing. The present results also suggest that the impact of loading WM on expectancy-based strategies can be modulated by individual differences in WMC.

Funding statement

This research was financially supported by the Spanish Ministerio de Economía y Competitividad with a research grants PSI2014-53856-P and PSI2017-83135-P (Experiment 2) to Juan J. Ortells. Requests for reprints and correspondence should be sent to Juan J. Ortells (email: jortells@ual.es), Departamento de Psicología, Universidad de Almería, 04120, Almería, Spain.

Ethics statements

(Authors are required to state the ethical considerations of their study in the manuscript, including for cases where the study was exempt from ethical approval procedures)

Does the study presented in the manuscript involve human or animal subjects: Yes

Please provide the complete ethics statement for your manuscript. Note that the statement will be directly added to the manuscript file for peer-review, and should include the following information:

- Full name of the ethics committee that approved the study
- Consent procedure used for human participants or for animal owners

- Any additional considerations of the study in cases where vulnerable populations were involved, for example minors, persons with disabilities or endangered animal species

As per the Frontiers authors guidelines, you are required to use the following format for statements involving human subjects: This study was carried out in accordance with the recommendations of [name of guidelines], [name of committee]. The protocol was approved by the [name of committee]. All subjects gave written informed consent in accordance with the Declaration of Helsinki.

For statements involving animal subjects, please use:

This study was carried out in accordance with the recommendations of 'name of guidelines, name of committee'. The protocol was approved by the 'name of committee'.

If the study was exempt from one or more of the above requirements, please provide a statement with the reason for the exemption(s).

Ensure that your statement is phrased in a complete way, with clear and concise sentences.

The present research was carried out in accordance with the ethical protocols and recommendations of the 'Code of Good Practices in Research', 'Commission on Bioethics in Research from the University of Almería'. The protocol was approved by the 'Committee on Bioethics in Human Research' from the University of Almería. All participants in our experiments signed a written consent after the nature and the consequences of the experiment had been explained. The study was conducted in accordance with the Declaration of Helsinki.

In review

1
2
3
4
5
6
7 **Expectancy-based strategic processes are influenced by**
8 **spatial working memory load and individual differences in**
9 **working memory capacity**

10
11 Juan J. Ortells^{1*}, Jan W. De Fockert², Nazaret Romera¹, and Sergio Fernández¹

12
13 ¹ *University of Almería, Spain*

14 ² *Goldsmiths, University of London, London, UK*

15
16
17
18 **Correspondence:**

19
20 Juan J. Ortells
21 Departamento de Psicología.
22 Universidad de Almería.
23 04120. Almería. Spain.
24 E-mail: jortells@ual.es

25
26 **Running head:** Mental Load, Strategic Processing, and Working Memory Capacity

27
28
29 **Number of words: 7704**

30 **Number of figures: 5**

31

Abstract

The present research examined whether imposing a high (or low) working memory (WM) load in different types of nonverbal WM task could affect the implementation of expectancy-based strategic processes in a sequential verbal Stroop task. Participants had to identify a colored (green vs. red) target patch that was preceded by a prime word (GREEN or RED), which was either incongruent or congruent with the target color on 80% and 20% of the trials, respectively. Previous findings have shown that participants can strategically use this information to predict the upcoming target color, and avoid the standard Stroop interference effect. The Stroop task was combined with different types of nonverbal WM task. In Experiment 1, participants had to retain sets of four arrows that pointed either in the same (low WM load) or in different directions (high WM load). In Experiment 2, they had to remember the spatial locations of four dots which either formed a straight line (low load) or were randomly scattered in a square grid (high load). In addition, participants in the two experiments performed a change localization task to assess their WM capacity (WMC). The results in both experiments showed a reliable congruency by WM load interaction. When the Stroop task was performed under a high WM load, participants were unable to efficiently ignore the incongruence of the prime, as they consistently showed a standard Stroop effect, regardless of their WMC. Under a low WM load, however, a strategically-dependent effect (reversed Stroop) emerged. This ability to ignore the incongruence of the prime was modulated by WMC, such that the reversed Stroop effect was mainly found in higher WMC participants. The findings that expectancy-based strategies on a verbal Stroop task are modulated by load on different types of spatial WM tasks point at a domain-general effect of WM on strategic processing. The present results also suggest that the impact of loading WM on expectancy-based strategies can be modulated by individual differences in WMC.

Keywords: Working memory load, Stroop priming effects, expectancy-based strategic processes, spatial working memory, individual differences in working memory capacity

63 1. Introduction

64

65 There is now a large body of evidence for a close association between working
66 memory (WM) and selective attention (e.g., Gazzaley and Nobre, 2012; Lavie et al.,
67 2004). Much of this evidence comes from demonstrations that WM resources are
68 critical in achieving efficient selective behaviour, which involves focusing attention on
69 task-relevant information, while ignoring or blocking the processing of competing
70 distractors. Studies on cognitive ageing demonstrate that older adults, who usually
71 perform worse than young adults in WM tasks (e.g., Gazzaley, 2012), also show a
72 reduced ability to efficiently ignore and overcome the influence of irrelevant
73 information in selective attention tasks (e.g., De Fockert, 2005; De Fockert et al., 2009;
74 see Zanto and Gazzaley, 2014, for a review). A similar impaired performance in
75 attention tasks (e.g., Stroop; negative priming) has frequently been observed in young
76 adults when their cognitive resources are limited due either imposed WM load (e.g., De
77 Fockert et al., 2010; De Fockert et al., 2001; Lavie and De Fockert, 2005; see De
78 Fockert, 2013, for a review), or a lower WM capacity (e.g., Kane et al., 2007; Kane and
79 Engle, 2003; Ortells et al., 2016).

80

81 Although much less investigated, some recent studies have reported evidence
82 that an efficient implementation of controlled facilitatory strategies like expectancy
83 generation also relies on the availability of cognitive control resources, such as WM
84 (e.g., Heyman et al., 2014; Hutchison et al., 2014; Ortells et al., 2017).

85

86 In a recent study, Ortells et al. (2017) used the combined WM/selective attention
87 paradigm originally developed by De Fockert et al. (2001) in a Stroop-priming task
88 which allows measuring of qualitatively different behavioral effects resulting from
89 strategic vs. non-strategic processing. In this task, participants are required to identify
90 the color (e.g., red) of a target patch which is preceded by either an incongruent (e.g.,
91 GREEN) or a congruent (RED) prime word, on 80% and 20% of the trials, respectively.
92 As participants foreknew ledged that the incongruent prime-target pairs were much
93 more frequent than the congruent ones, and there are only two possible colors, a useful
94 strategy would be to prepare to respond to the opposite target color to that of the prime.
95 By implementing that strategy, participants perform much better on incongruent than on
96 congruent trials, thus showing a reversed Stroop effect (e.g., Merikle and Joordens,
97 1997; Ortells et al., 2017; see also Logan et al., 1984). This Stroop task was combined
98 with a verbal WM task of either high or low load. Participants were required to
99 memorize sequences of digits that were presented before the prime word display, which
100 consisted of either five repetitions of the same digit (low WM load), or five different
101 random digits (high WM load). After performing either two, three, or four Stroop trials,
102 participants were required to decide whether or not a single probe digit was a part of the
103 previously memorized digit-set.

104

105 Ortells et al. (2017) found that the implementation of expectancy-based attention
106 strategies in that version of the Stroop task critically depended on the availability of
107 WM resources, as there was a reliable congruency by WM load interaction. Thus, when
108 the WM task demanded a low load, participants were able to strategically process the
109 prime to anticipate the target color, as their responses were reliably faster on
110 incongruent than on congruent trials. This reversed Stroop effect replicates that usually
111 observed by previous studies using this task (e.g., Daza et al., 2002; Merikle and
112 Joordens, 1997). In clear contrast, the strategic effect was not observed when

113 participants performed the Stroop-priming task under high WM load, as their
114 responses were significantly slower on incongruent than on congruent trials (i.e., a
115 standard Stroop interference effect). A similar Stroop interference effect for a highly
116 frequent incongruent condition is usually found under task conditions that render
117 predictive strategies difficult to implement. This is the case, for example, when a
118 relatively short prime-target SOA interval is used in the sequential Stroop task, and/or
119 when the prime stimulus is subliminally presented, thus impeding its conscious
120 identification (e.g., Daza et al., 2002; Ortells et al., 2006).

121
122 The results by Ortells et al. (2017) replicate and extend those obtained by other
123 recent studies, in showing that limiting the availability of cognitive (WM) resources
124 with a WM task demanding a high load, can induce a less efficient strategic processing
125 of goal-relevant information (e.g., Hutchison et al., 2014; Heyman et al., 2014).

126
127 Note, however, that in Ortells et al.'s study WM load was manipulated by means
128 of a verbal task consisting of retaining sequences of digits. This memory task could
129 encourage participants to use verbal coding strategies (e.g., rehearsal) to retain the digit
130 set while performing the Stroop trials. Such verbal coding processes could be
131 particularly useful during the high WM load condition, which require participants to
132 memorize random sets of digits. If this were indeed the case, then the elimination of the
133 strategic effect (reversed Stroop) that was reported by Ortells et al. with a high WM
134 load could mainly reflect a greater functional overlap between the Stroop and the digit
135 WM tasks, as both tasks would rely on verbal coding processes.

136
137 In fact, several prior studies have reported evidence that the type of concurrent
138 WM load modulates the relative impact of cognitive load on performance in selective
139 attention tasks (e.g., Kim et al., 2005; Park et al., 2007; see also Minamoto et al., 2015).
140 For example, by using several variants of the Stroop task and different types of verbal
141 and spatial WM load tasks, Kim et al. (2005) demonstrated that a higher WM load
142 impaired selective attention processing, leading to an increased Stroop interference,
143 when a verbal WM load was used (i.e., retaining series of letters). In clear contrast, the
144 Stroop interference remained unaffected by a spatial WM load task (i.e., retaining the
145 spatial locations of four randomly scattered squares) which did not overlap with either
146 target or distractor processing in the Stroop task (see also Park et al., 2007). In contrast
147 to load theory, which assumes that loading WM influences selective attention by
148 disrupting general cognitive (inhibitory) control (Lavie et al., 2004), the above results
149 rather suggests a specialized load account, according to which the impact of WM load
150 on selective attention critically depends on whether or not load overlaps with target (or
151 distractor) processing in the attention task.

152 153 **The present study**

154
155 The main aim of this research is to establish whether the effects of WM load on
156 expectancy-based strategic processes are domain-specific and limited to situations in
157 which there is clear overlap in terms of task requirements (e.g., a digit WM task
158 combined with a Stroop task involving color words, two tasks that likely rely on verbal
159 coding), or whether loading WM also affects those strategic processes when there is
160 little functional overlap between the two tasks. This would suggest that the role of WM
161 in strategic processing is relatively domain-general, for example based on shared
162 attentional control resources.

163

164

To do so, in two Experiments we used different types of spatial memory tasks to

load WM while observers performed a strategic Stroop task. Our predictions were that,

if WM plays a domain-general role in expectancy-based strategic processing, then

loading non-verbal spatial WM should modulate verbal Stroop effects. Conversely, if

the role of WM in expectancy-based strategic processing is more domain-specific, then

the lack of functional overlap between spatial WM task and the Stroop task should

mean that loading WM in the present study will modulate the strategic Stroop effect to a

lesser degree than we found when using a verbal WM task (Ortells et al., 2017). Indeed,

previous work investigating effects of verbal vs. non-verbal WM load on visual

detection found opposite effects of load on detection of a task-unrelated visual stimulus,

with an improved detection under high verbal WM load, and a reduced detection under

high visual WM load (Konstantinou and Lavie, 2013).

176

177

It is also interesting to note that whereas a reliable reversed Stroop in the Stroop-

priming task was observed by Ortells et al. (2017) when the concurrent verbal WM task

demanding a low load, this was not the case for all participants in their study. Further

data inspection revealed that more than a third of their participants (9 out of 26

participants in the study) showed a conventional Stroop interference effect not only with

a high WM load, but also with a low WM load. It appears that these participants were

unable to strategically anticipate the target color (i.e., the opposite to that of the prime

word) even when the WM task demanded a low load.

185

186

This pattern of inter-individual differences resembles that observed by Froufe et

al. (2009) between young and elderly people. In this study, two groups of older adults

(one with Alzheimer's dementia -AD), and one group of younger adults carried out a

sequential Stroop task very similar to that of Ortells et al. (but under single-task

conditions), as the proportion of incongruent prime-target pairs was much higher (84%)

than that of congruent pairs (16%), and participants were informed of these proportions

at the beginning of the experiment. Froufe et al. (2009) found that the younger adults

responded reliably faster to the incongruent than to the congruent targets (reversed

Stroop), which confirms that they were able to efficiently implement expectancy-based

strategic actions in this task. In clear contrast, a non-significant reversed Stroop was

found in elderly people without AD, whereas the older adults with AD responded

significantly slower to incongruent than to congruent targets (standard Stroop

interference). This later finding suggests that, in addition to any decline in strategic

processing associated with normal ageing, AD is associated with a further reduction in

capacity to implement expectancy-based strategies.

201

202

Based on these results, one could speculate that healthy young adults showing

Stroop interference, instead of reversed Stroop, under the low load condition in Ortells

et al.' study, could have had lower WM capacity (WMC) than the remaining

participants who showed a reversed (strategic) Stroop with a low WM load. However,

WMC of participants was not assessed by Ortells et al. (2017). Whereas a few previous

studies have examined the combined effect on performance of limiting WM by both

imposed WM load and individual differences in WMC (e.g., Ahmed and De Fockert,

2012; Kane and Engle, 2003; Rosen and Engle, 1997), to our knowledge, the interactive

impact of these two factors on strategic processing has not been investigated previously.

Consequently, a second aim of the present research was to explore whether individual

212 differences in WMC could modulate the impact of loading WM on expectancy-based
213 strategic processes.

214

215 To this end, participants in our experiments also performed a change localization
216 task (e.g., Johnson et al., 2013). On each trial a sample array containing four colored
217 shapes was briefly presented (e.g., 100 ms), and followed after a short delay (e.g., 900
218 ms) by a test array, which was similar to the previous sample display except that one of
219 the four items had changed colors, and participants had to select the location of the
220 change. This is a very simple task in which there is no task switching or time pressure,
221 and guessing effects are minimized by the fact that chance level is 25% instead of 50%
222 (Johnson et al., 2013). But importantly, like it is the case with complex span tasks
223 frequently used to assess WMC (e.g., Operation Span Task), performance in the change
224 detection/localization tasks has been shown to have strong relationships with broader
225 measures of higher cognitive abilities, including fluid intelligence, and attention control
226 capacities, in both healthy adults and several clinical (e.g., people with schizophrenia)
227 populations (e.g., Cowan et al., 2005; Fukuda et al., 2010; Johnson et al., 2013;
228 Shipstead et al., 2015).

229

230 **2. Experiment 1**

231

232 We used in this experiment the same Stroop-priming task as the one used by
233 Ortells et al. (2017), but this task was now combined with a non-verbal (spatial) WM
234 task of either low or high load. The memory set preceding the prime word consisted of
235 four arrows, the orientation of which had to be retained by participants (see Chao, 2011,
236 Experiment 7, for a similar spatial WM task). The four arrows could either all point in
237 the same direction (low WM load condition) or in different random directions (high
238 WM load condition). After performing a variable number (two, three or four) of Stroop-
239 priming trials, a single probe arrow was displayed and observers were required to decide
240 whether or not that arrow had been presented in the previously memorized arrow-set. To
241 the extent that the effects of loading spatial WM on expectancy-based strategies are
242 mainly domain-general (e.g., based on shared attentional resources) rather than domain-
243 specific, we again expected to find a Stroop interference effect when the spatial WM
244 task would involve a high load. By contrast, a reversed strategic Stroop effect should be
245 observed when the load of the spatial WM task was low.

246

247 On the other hand, to the extent that strategic planning for a likely target under
248 dual-task conditions requires that cognitive control resources are maximally available,
249 that is, under low WM load and in high WMC individuals, we expect to obtain a
250 reliable three-way interaction between prime-target congruency, WM load and WMC.
251 In line with previous findings by Ortells et al. (2017), we predict that under high WM
252 load all participants, regardless of their WMC, will be unable to efficiently ignore the
253 incongruence of the prime and therefore show a standard Stroop effect. When the load
254 of the concurrent WM task is low however, the ability to ignore the incongruence of the
255 prime could be modulated by WMC, such that a reversed Stroop effect should be found
256 in participants with a higher WMC.

257

258 **2.1. Material and Methods**

259

260 **2.1.1. Participants**

261

Forty-four right-handed undergraduate students (28 women; age range = 19–30 years, $M = 20.73$, $SD = 2.54$) from the University of Almería received course credits for their participation in the experiment, with all them having normal or corrected-to-normal vision. The sample size was greater than used by previous studies using this strategic Stroop-priming task (e.g., Froufe et al., 2009; $n = 27$; Ortells et al., 2017; $n = 26$), and very similar to that used by other studies that had addressed the combined effect on performance of both WM load and individual differences in WMC (e.g., Ahmed and De Fockert, 2012; $n = 43$). The experiments of the present research were conducted in compliance with the Helsinki Declaration, and with the ethical protocols and recommendations of the “Code of Good Practices in Research”, “Commission on Bioethics in Research from the University of Almería”. All participants in this and the remaining experiment signed informed consents before their inclusion, with the protocol being approved by the “Bioethics Committee in Human Research” from the University of Almería.

2.1.2. Stimuli and Apparatus

The stimuli were displayed on a 17-in. CRT monitor controlled by a computer running E-prime 2.0 software (Psychology Software Tools). Viewing distance was approximately 60 cm. In the change localization task, participants were presented with visual arrays containing four colored circles displayed against a grey background (60, 60, 50), with each circle subtending a diameter of about 0.96° (see Figure 1). The four colors were randomly selected from a set of nine different colors with the following red, green, and blue values: black (0, 0, 0), blue (0, 0, 255), cyan (0, 255, 255), green (0, 255, 0), magenta (255, 0, 255), orange (255, 113, 0), red (255, 0, 0), white (255, 255, 255), and yellow (255, 255, 0). The four colored circles presented on each trial were randomly displayed in each of the four quadrants of the screen, with the distance between fixation and the nearest and farthest circles subtending about 3.36° and 4.8° , respectively.

 Insert Figure 1

The experimental trials of the WM/Stroop-priming task consisted of a WM (arrow direction recall) and an attention (Stroop-priming) component (see Figure 2 below for sample trial sequences). For the WM component, sets of four arrows pointing in eight possible different directions (up, down, left, right, up-left, up-right, down-left, down-right) were centrally displayed in white in a horizontal line, with each arrow subtending a visual angle of about 0.76° wide and about 0.96° high. In the low WM load condition, the four arrows pointed in the same direction. In the high WM load condition, the four arrows pointed in four different directions, which were generated randomly from the eight possible directions. The memory probe consisted of a centrally presented single white arrow. For the Stroop-priming component, the prime stimuli consisted of the color words ‘ROJO’ (RED) or ‘VERDE’ (GREEN) displayed in white color in Courier new font size 22 (each character at about 0.35° wide and 0.52° high). The target consisted of a rectangle displayed in either red (255, 0, 0) or green (0, 255, 0) color at

312 fixation, and subtending about 7.39° horizontally and 2.6° vertically. All stimuli
313 presented in the WM/Stroop-priming task were displayed against a black background.

314

315

316

317

Insert Figure 2

318

319

320

321 **2.1.3. Design and Procedure**

322

323 Participants performed a single experimental session lasting about 40-45
324 minutes. Each participant first completed a version of the change localization task (e.g.,
325 Johnson et al., 2013) to measure their WMC. Each trial started with a central fixation
326 point (+) that remained on the screen until the end of the trial. After 1000 ms, a sample
327 array displaying four colored circles (each circle colored in a different color) was
328 presented for 100 ms. After a 900 ms blank screen, a test array appeared, which was
329 similar to the previous sample array except that one of the four circles had changed
330 color, and participants had to indicate the location of the change using the computer
331 mouse (see Figure 1). Participants performed 12 practice trials and two experimental
332 blocks of 32 trials per block, with a break interval between the two experimental blocks.
333 A variant of the Pashler/Cowan K equation (e.g., Cowan et al., 2005) was used to assess
334 participants' WM capacity (WMC). As each stimulus array contains four circles and
335 each test array always contains a circle that changed color, the proportion of correct
336 responses from each participant was multiplied by four to calculate their WMC (*K*
337 score).

338

339 After completing the change localization task, each participant performed the
340 combined WM/Stroop-priming task. The timing of the specific stimulus events on each
341 trial was as follows: (1) Fixation display (+) presented for a variable duration (500-1000
342 ms); (2) Memory set presented for 2000 ms, which contained four arrows pointing in
343 either the same (low WM load) or different directions (high WM load); (3) Blank screen
344 presented for 500 ms; (4) Stroop-priming trials (see below for details); (5) Memory
345 probe display (a single arrow) presented for 5000 ms or until response. Participants had
346 to decide whether or not the arrow probe had been present in the previously memorized
347 arrow-set by pressing the '1' or '2' keys with the middle and index fingers of their left
348 hand, respectively (key mappings counterbalanced across participants. The probe arrow
349 was either present or absent in the memory set on the same number of trials, and when it
350 was present, it could occur with the same probability in any of the four positions.
351 Following the participant's response to the arrow probe a new trial began after an inter-
352 trial interval (blank screen) of 500 ms.

353

354 On each WM trial and following the memory set, participant performed a
355 variable number (two, three or four) of Stroop trials, with the timing of the specific
356 stimulus events on each Stroop trial being as follows: (1) Blank screen presented for
357 500 ms; (2) Prime word ['ROJO' (RED) or 'VERDE' (GREEN)] displayed for 100 ms
358 (in white letters); (3) Blank screen presented for 900 ms; (4) Target stimulus (a red or
359 green central rectangle) which remained on the screen until response. The participants
360 responded to the rectangle color by pressing the 'b' and the 'n' keys with the index and
361 middle fingers of their right hand. The two keys were labelled RED and GREEN with

362 red and green stickers (key-label mappings counterbalanced across participants). The
 363 response to the target was followed by either the next Stroop trial, or the memory probe
 364 display. The prime and target stimuli referred to either the same color (congruent) or
 365 different colors (incongruent) on 20% and 80% of the trials, respectively. At the
 366 beginning of the experiment, participants received information about that differential
 367 proportion of congruent and incongruent pairs, and were actively encouraged to
 368 strategically use that information to optimize their performance in the Stroop task.

369
 370 The combined WM/Stroop-priming task included 36 practice trials (18 for low
 371 and 18 for high WM load) followed by 180 experimental trials divided in two blocks,
 372 with 90 trials for each WM load condition (with the order of the two load blocks being
 373 counterbalanced across participants). There were 30 WM trials for each load block, with
 374 a same number of WM trials (10) containing either two, three, or four Stroop-priming
 375 trials (each participant received a different random order of the 30 WM trials). The 90
 376 Stroop trials of each WM load block included 72 incongruent (80%), and 18 congruent
 377 (20%) trials. Once a WM load block was initiated, it ran to completion.

378 379 **2.2. Results and Discussion**

380
 381 Participants' responses to the memory probe showed the effectivity of our WM
 382 load manipulation. Mean correct RTs to the arrow probe were significantly slower in
 383 the high WM load ($M = 2007$ ms; $SD = 522$) compared to the low WM load block ($M =$
 384 1688 ms; $SD = 457$; $t(43) = 4.68$, $p < .001$; $d = .65$). Mean accuracy was also reliably
 385 lower in the high ($M = .70$; $SD = .11$) than in the low WM load condition ($M = .93$; SD
 386 $= .062$; $t(43) = 15.12$, $p < .001$; $d = 2.41$). The results of further ANCOVA analyses in
 387 which K scores in the change localization task were treated as a continuous covariate,
 388 showed no reliable interaction between WM load and WMC either in reaction times (F
 389 $(1, 42) = 1.3$, $p > .26$) or in response accuracy ($F < 1$), thus suggesting that memory task
 390 performance was not modulated by individual differences in WMC (see Ahmed and De
 391 Fockert, 2012; Experiment 1, for a similar result).

392
 393 For the analysis of responses in the Stroop task, were excluded trials with target
 394 responses that were incorrect (1.78%) or faster than 200 ms (.47 %). In addition, we
 395 included in this analysis only those trials on which the response to the arrow memory
 396 probe was correct. Mean RTs and error rates were entered into two 2 x 2 Analyses of
 397 Variance (ANOVAs), with WM load (low, high) and prime-target congruency
 398 (congruent, incongruent) and as within-participants factors¹. Mean correct RTs and error
 399 rates as a function of congruency and WM load conditions are depicted in Table 1.

400
 401 -----
 402
 403 Insert Table 1
 404
 405 -----
 406

407 The ANOVA on error rates revealed no reliable effects (all F s < 1). The RT
 408 ANOVA showed a significant effect of WM load ($F(1, 43) = 5.57$, $p = .023$, $\eta^2 = .11$),
 409 such that responses were slower in the high load ($M = 581$ ms) than in the low WM load
 410 condition ($M = 548$ ms). The main effect of congruency reached also significance ($F(1,$
 411 $43) = 6.88$, $p = .012$, $\eta^2 = .14$), with slower responses on incongruent ($M = 576$ ms) than

412 on congruent ($M = 552$ ms) trials (i.e., a standard Stroop interference effect). In
 413 addition, the two factors reliably interacted ($F(1, 43) = 6.02, p = .018, \eta^2 = .12$), such
 414 that different Stroop effects emerged for high and low WM load conditions. Imposing a
 415 high load on the WM task induced reliably slower responses (by 44 ms) on incongruent
 416 than on congruent trials in the Stroop-priming task ($t(43) = 3.28, p = .002, d = .496$).
 417 Whereas this latter finding replicates that reported by Ortells et al. (2017) with a verbal
 418 WM task, no reliable reversed Stroop effect when our WM task demanded a low load (t
 419 < 1 ; see Table 1).

420

421 In order to know whether the strategic use of congruency proportion in the
 422 Stroop-priming task was modulated by individual differences in WMC, we conducted a
 423 further ANCOVA treating WM load and congruency as within-participants factors, and
 424 WMC (K scores) as a continuous covariate variable (for similar analyses see Hutchison,
 425 2007; Richmond et al., 2015). The results showed again a main effect of prime-target
 426 congruency ($F(1, 42) = 5.84, p = .02, \eta^2 = .12$), which was qualified by a reliable
 427 congruency \times WMC interaction ($F(1, 42) = 4.13, p = .049, \eta^2 = .09$), and of more
 428 interest, by a WM load \times Congruency \times WMC three-way interaction ($F(1, 42) = 4.27, p$
 429 $= .045, \eta^2 = .092$). To decompose this latter interaction, we analyzed the single
 430 congruency \times WMC interaction separately for high and low WM load conditions (see
 431 Figure 3).

432

433

434

 Insert Figure 3

435

436

437

438 As shown in Figure 3, under a high WM load no reliable congruency \times WMC
 439 interaction was ever found ($F < 1$), with participants consistently showing an
 440 interference Stroop effect irrespective of their WMC (see also Figure 4²). Under a low
 441 WM load, however, there was a reliable crossover interaction between congruency and
 442 WMC ($F(1, 42) = 12.24, p < .001, \eta^2 = .23$), which shows that only participants with
 443 higher WMC were capable of an efficient strategic use of congruency proportions,
 444 giving rise to a reversed Stroop-priming effect. In clear contrast, participants with lower
 445 WMC showed an opposite Stroop interference effect, even though the concurrent WM
 446 task imposed a low load. Thus, the probability to find an expectancy-based priming
 447 effect (i.e., reversed Stroop) is positively correlated with WMC under a low WM load (r
 448 $= .46, p = .002$) but not under high WM load ($r = .002, p > .88$).

449

450

451

452

 Insert Figure 4

453

454

455

456 3. Experiment 2

457

458 In Experiment 1, we interleaved the strategic Stroop-priming task used by
 459 Ortells et al. (2017) with a WM load task which required participants to memorize the
 460 spatial directions of four arrows pointing either in a same direction (low load) or in four
 461 different random directions (high load). Although this non-verbal WM task was similar

462 to that used in other previous studies (e.g., Chao, 2011; Experiment 7), it could however
463 be questioned whether this particular task was truly spatial. Note on this respect that in
464 both high and low load conditions, the four arrows always appeared in fixed spatial
465 locations and they were ordered from left to right similarly to verbal information. Given
466 those presentation conditions, one could argue that participants in our experiment might
467 still be using some kind of verbal coding strategy to memorize the arrow sets. For
468 example, they could use verbal rehearsal of lists of directions words like “up, up, up,
469 up”, and “up, right-up, left, left-up”, to retain in verbal WM the low and high WM sets
470 presented in Figure 2, respectively³. If that was really the case, then it would be difficult
471 to establish whether the impact of WM load on expectancy-based strategic processes
472 that was found in our experiment, was truly reflecting a domain-general, rather than a
473 more domain-specific effect.

474

475 Based on these lines of argument, in the present experiment we used a different
476 WM loading task that involved stimuli that are more unequivocally spatial and non-
477 verbal than those used in Experiment 1. Accordingly, our Stroop task was now
478 combined with a WM task that required observer to memorize the spatial locations of
479 four dots presented in a 4 x 4 square grid. In a low load condition, the four dots always
480 form a symmetrical pattern (i.e., a straight line), whereas in a high load condition, they
481 are randomly scattered in the square grid. After running 2, 3, or 4 Stroop-priming trials,
482 a single memory probe dot is presented in the square grid, and participants had to decide
483 whether it is occupying or not any of the four spatial locations previously occupied by
484 the remembered dots. This kind of WM loading task has been used by several prior
485 studies to investigate whether attentional processes can be affected by load
486 manipulations in a concurrent spatial WM task (e.g., Heyman et al., 2014; Kim et al.,
487 2005; Smith and Jonides, 1998; see also Thomas, 2013).

488

489 **3.1. Material and Methods**

490

491 **3.1.1. Participants**

492

493 Forty right-handed undergraduate students (12 men; age range = 19-33 years, $M =$
494 21.42 , $SD = 3.21$) from the University of Almería received course credits for their
495 participation in the experiment, with all them having normal or corrected-to-normal
496 vision.

497

498 **3.1.2. Stimuli and Apparatus**

499

500 These were similar to those used in Experiment 1, with the only difference being
501 the WM component of the combined WM/Stroop-priming task. For the WM
502 component, a 4 x 4 square grid (about 10.56° wide and high) containing four black filled
503 dots (1.44° diameter) was centrally displayed. The four dots either formed a simple
504 symmetrical pattern (i.e., a straight line; low WM load condition), or they were
505 randomly scattered in different spatial locations in the square grid (high WM load
506 condition), with the restriction that the dots had no adjacent neighbours in either vertical
507 or horizontal directions. The memory probe consisted of a square grid containing a
508 single black filled dot (1.44° diameter).

509

510 **3.1.3. Design and Procedure**

511

512 These were the same as those used in Experiment 1, with the difference that the
 513 WM loading task now consisted of memorizing the spatial locations of four dots that
 514 were simultaneously displayed in a 4 x 4 square grid for 2000 ms. In the low WM load
 515 condition, the four dots formed a straight line (see Figure 5), whereas in the high WM
 516 load trials, the dots were randomly displayed in the square grid (see Heyman et al.,
 517 2014; Kim et al., 2005, for similar spatial WM load tasks). After performing two, three,
 518 or four Stroop trials, a single dot was present for 5000 ms or until response in the square
 519 grid. Participants had to press the '1' or '2' keys to decide whether the probe dot either
 520 appeared in one of the locations occupied by the memorized dots or it was presented in
 521 a different (unoccupied) location to those of the memorized dots (key mappings
 522 counterbalanced across participants). Following the participants' responses to the dot
 523 probe a blank screen was presented for 500 ms (inter-trial interval). The dot probe was
 524 equally likely to appear in either the same location or a different location to those of the
 525 memorized dots. As in Experiment 1, participants knew that the incongruent trials were
 526 much more frequent (80%) than the congruent trials (20%) in the Stroop task, and were
 527 encouraged to strategically use the prime word to anticipate the target color. The
 528 combined spatial WM/Stroop-priming task again included 36 practice (18 for each WM
 529 load condition) and 180 experimental trials divided in two blocks: 90 trials for the high
 530 WM load and 90 for the low WM load block (block order counterbalanced between
 531 participants). Participants performed 30 WM trials of each load block, and each WM
 532 trial included two, three or four Stroop trials (10 WM trials each).

533
 534 -----
 535
 536 Insert Figure 5
 537
 538 -----
 539

540 3.2. Results and Discussion

541
 542 Participants' responses to the memory probe demonstrated again the effectivity
 543 of our manipulation to load spatial working memory. Mean correct response times to
 544 the dot probe were significantly slower in the high WM load condition ($M = 1809$ ms;
 545 $SD = 525$) compared to the low WM load condition ($M = 1647$ ms; $SD = 302$; $t(39) =$
 546 2.67 , $p < .011$; $d = .42$). Mean accuracy was also reliably lower for high ($M = .79$; $SD =$
 547 $.10$) than for low WM load trials ($M = .93$; $SD = .06$; $t(39) = 9.02$, $p < .001$; $d = 1.47$).
 548 The results of further ANCOVAs treating participants' K scores in the change
 549 localization task as a continuous covariate, showed that WMC did not interact with WM
 550 load in response times to the memory probe ($F(1, 38) = 1.59$, $p > .215$), as found in
 551 Experiment 1. Yet, the WM load by WMC interaction reached statistical significance in
 552 probe accuracy rates ($F(1, 38) = 7.63$, $p = .009$, $\eta^2 = .17$). The analysis of this
 553 interaction showed that a greater WMC was associated with a decreased difference in
 554 accuracy rates between low and high WM conditions, as revealed by a reliable negative
 555 correlation between both variables ($r = -.40$, $p = .012$). A similar interaction between
 556 WM load and WM capacity in probe response accuracy has previously been reported by
 557 some studies examining the combined effect of both factors on selective attention (e.g.,
 558 Ahmed and De Fockert, 2012; Experiment 2).

559
 560 To analyze participants' performance in the Stroop task, mean correct RTs and
 561 error rates were again entered into two 2 x 2 ANOVAs treating congruency (congruent,

562 incongruent) and WM load (low, high) as within-participants factors.

563

564 The ANOVA on error rates only revealed a significant main effect of prime-
 565 target congruency ($F(1, 39) = 6.15, p = .018, \eta^2 = .14$), with a reduced error rate on
 566 incongruent ($M = 2.14$) than on congruent ($M = 3.07$) trials (i.e., a reversed, strategic-
 567 Stroop effect). The RT ANOVA showed a significant congruency by WM load
 568 interaction ($F(1, 39) = 28.5, p < .001, \eta^2 = .42$), which revealed opposite behavioral
 569 effects under low and high load in the WM task. As shown in Table 2, when
 570 participants were required to remember series of dots forming a symmetrical pattern
 571 (low load), they could use the prime information in a strategic manner in the Stroop
 572 task, as their responses on incongruent trials were faster (by 21 ms) than on congruent
 573 trials ($t(39) = 2.53, p = .016, d = .38$). Yet, when participants had to remember the
 574 spatial locations of dots randomly scattered on a matrix (high load), they responded
 575 slower (by 27 ms; see Table 2) on incongruent than on congruent trials (i.e., standard
 576 interference effect; $t(39) = 2.61, p = .013, d = .41$). This finding replicates that obtained
 577 in our Experiment 1 using a different spatial WM task, as well as the results reported by
 578 Ortells et al. (2017) with a verbal WM task.

579

580

581

582

Insert Table 2

583

584

585

586

587 With regard to the combined effect of WM load and WMC on the strategic
 588 Stroop effect, even though the pattern of Stroop effects as a function of WM load and
 589 WMC was similar to Experiment 1, with strategic Stroop effects only being apparent in
 590 high WMC individuals who were experiencing low WM load, the three-way interaction
 591 between WM load, Congruency, and WMC did not reach significance this time ($F < 1$).

592

593 **4. General Discussion**

594

595 In this study we used a sequential Stroop-priming task with a differential
 596 proportion of incongruent (80%) and congruent trials (20%), which was interleaved
 597 with different types of non-verbal WM tasks demanding either a low or a high load.
 598 There were two relevant findings in our study.

599

600 Firstly, in both Experiment 1 and 2 we found a reliable WM load by congruency
 601 interaction, which revealed that participants' performance in the Stroop-priming task
 602 was clearly influenced by WM load. When the WM task demanded a high load,
 603 participants appeared unable to strategically use the information provided by the prime
 604 word to anticipate their responses to the color target, as their responses were slower to
 605 incongruent than to congruent targets (i.e., a standard Stroop interference effect). The
 606 same Stroop interference pattern was observed across two experiments, and
 607 irrespective of whether the non-verbal WM task required participants to remember
 608 either the orientations of arrow-sets (Experiment 1) or the spatial locations of
 609 different dots displayed in a square grid (Experiment 2).

610

611 A similar Stroop congruency by WM load interaction was also reported by
612 Ortells et al. (2017). Yet, that study manipulated WM load by means of a verbal task
613 (i.e., memorizing sequences of digits), and one therefore cannot rule out the possibility
614 that the absence of the strategic effect (reversed Stroop) found by these authors under a
615 high WM load, could at least partly be attributed to verbal interference processes from
616 the concurrent WM task. But this does not appear to be the case in the current research,
617 especially in Experiment 2. Regarding the WM loading task used in our Experiment 1,
618 we cannot completely rule out the possibility that participants might have employed
619 some kind of verbal coding strategy to memorize the directions of series of arrow sets
620 that always appeared in fixed spatial locations and ordered from left to right, similarly
621 to verbal information. But the same argument could not be applied to the high load
622 condition of the WM task used in Experiment 2, which required participants to
623 memorize the spatial locations of four dots that were randomly displayed on a 16-square
624 grid. Strategies involving verbal coding would have been unavailable for that task.
625 Overall, the findings of Experiments 1 and 2 thus replicate and extend those reported by
626 Ortells et al. (2017) and provide stronger tests that the effects of WM load on
627 expectancy-based strategic processes are mainly domain-general (attention control
628 resources) rather than domain-specific (verbal interference).

629
630 On the other hand, whereas a few previous studies had examined the combined
631 influence on performance of limiting WM resources by both loading WM and
632 individual differences in WMC (e.g., Ahmed and De Fockert, 2012; Kane and Engle,
633 2003; Rosen and Engle, 1997), the interactive impact of these two factors on strategic
634 processing of task-relevant information in selective attention had not been previously
635 investigated.

636
637 A second key finding of our study was that the influence of loading WM on
638 expectancy-based strategic processes was at least partially modulated by individual
639 differences in WMC. In Experiment 1, and to some extent also in Experiment 2, we
640 found that imposing a high load in a concurrent non-verbal WM task disrupted the
641 implementation of expectancy-based strategies in a similar way irrespective of whether
642 participants had an either high or low WMC (as revealed by their performance in the
643 change localization task). Thus, when the spatial WM task demanded a high load,
644 observers were unable to strategically use the trial probability information, and they
645 responded slower to the incongruent than to the congruent trials (i.e., a standard Stroop
646 interference effect) irrespective of their WMC. In clear contrast, when the WM task
647 demanded a low load, the probability to efficiently process the task-relevant information
648 in a strategic manner appeared to depend on WMC, as only high-WMC participants
649 showed reliably faster responses to incongruent than to congruent targets in the Stroop-
650 priming task. But a different result pattern was observed in low WMC individuals,
651 who showed an opposite Stroop interference effect in Experiment 1 (and a similar
652 pattern of effects in Experiment 2, though this time the omnibus three-way
653 interaction was absent), even when performing the Stroop-priming task under a low
654 WM load (see Figure 4).

655
656 It should be noted that the reliable three-way interaction between WM load,
657 congruency and WMC observed in Experiment 1, did not reach statistical significance
658 in Experiment 2. Whereas the reasons for that discrepancy remain unclear, several
659 observations seem pertinent here. First, as in Experiment 1, we also found in
660 Experiment 2 a reliable correlation between participants' WMC (k scores) and the

661 reversed Stroop-priming effect under low WM load ($r = .35, p = .028$), but not under a
662 high load. Thus, only participants with a higher WMC were able to show a reliable
663 reversed Stroop under low load, thus replicating the findings of Experiment 1.
664 Secondly, it is interesting to note that the overall mean WMC score for participants in
665 Experiment 2 was higher ($k = 3.28$) than the mean score found in Experiment 1 ($k =$
666 3.09), with this difference being marginally significant ($t(82) = 1.85, p = .068, d = .40$).
667 In fact, more than half of participants in Experiment 2 included in the medium-WMC
668 group (8 from 14 participants), could have been classified as individuals with a higher-
669 WMC in Experiment 1. Further research addressing the combined influence of loading
670 WM and individual differences in WMC could use an extreme-group approach. This
671 would address whether participants with WMC scores falling within the upper and
672 lower quartiles really show a differential impact of WM load on expectancy-based
673 strategic processes.

674

675 In order to explain the deficits in cognitive control usually shown by older adults
676 and several clinical populations (e.g., schizophrenia patients), Braver and colleagues
677 have developed the dual-mechanisms control (DMC) model (e.g., Braver et al., 2001;
678 Braver et al., 2007; see Braver, 2012, for a review). This theory assumes that intentional
679 or goal directed behavior can be the result of two different modes of cognitive control:
680 proactive and reactive control. Proactive control reflects a preparatory and resource
681 demanding type of control in which a predictive cue is used by individuals to prepare a
682 specific response to a future target. This control mode requires active maintenance of
683 the goal-relevant information in an accessible state, in order to efficiently focus
684 attention on that information while ignoring competing distractors. In contrast, reactive
685 control involves a backward-acting and less effortful process, in which the target onset
686 would automatically induce the retrieval of the relevant information (e.g., appropriate
687 actions) from long-term memory.

688

689 By using different tasks and experimental procedures (e.g., the AX-Continuous
690 Performance Test, AX-CPT) to assess the DMC theory, numerous studies have reported
691 evidence that older adults as well as younger adults with a low WMC are less likely to
692 efficiently use a proactive cognitive control mode than young adults high in WMC (e.g.,
693 Braver et al., 2007; Hutchison et al., 2014; Redick, 2014; Richmond et al., 2015;
694 Wiemers and Redick, 2018).

695

696 The current results fit fairly well with the DMC framework by Braver et al.
697 Performing the Stroop-priming task with a concurrent WM task that imposed a high
698 load could impede participants to efficiently represent the task instructions in their
699 working memory, thus explaining the absence of a strategic effect (reversed Stroop) that
700 was observed under that WM load condition. In a similar vein, the fact that only higher
701 WMC individuals were able to show an expectancy-based strategic effect (i.e., reversed
702 Stroop) under a low WM load, would also be consistent with the idea that an adequate
703 implementation of proactive control would require a high WMC, whereas participants
704 with a low WMC are more likely to use a reactive control mode.

705

706 The observed differences between high and low WMC participants in our study
707 also resemble those previously observed by Froufe et al. (2009) between young adults
708 and elderly people using a similar Stroop-priming task. These authors found that only
709 the young group were able to efficiently implement expectancy-based strategic actions
710 under single-task conditions, and showed a reliable reversed Stroop effect. However, the

711 older participants showed either a non-significant reversed Stroop effect, or an opposite
712 standard Stroop interference, as occurred in the elderly group with AD. As argued by
713 the executive attention model of WM proposed by Engle and colleagues (e.g., Engle and
714 Kane, 2004; Kane et al., 2007), having a low WMC could have a similar effect to using
715 a WM task demanding a high load, as individuals with more limited WM resources
716 should also show a reduced capacity for attentional control.

717

718 **Conclusions**

719

720 The results of the present study, along with those recently reported by Ortells et
721 al. (2017), clearly demonstrate that imposing a high WM load disrupts the
722 implementation of expectancy-based strategic processes, irrespective of the nature of
723 the concurrent WM task. Overall, these results replicate and extend recent
724 demonstrations that reducing the availability of WM resources with a high WM load not
725 only interferes with the ability to inhibit or suppress distracting information, but it also
726 leads to less efficient strategic processing of task-relevant information in selective
727 attention tasks (e.g., Heyman et al., 2014; Hutchison et al., 2014; Ortells et al., 2017;
728 see also Kalanthroff, et al., 2015).

729

730 Our study also demonstrates for first time that the effect of loading WM on
731 expectancy-based strategies can be modulated to some extent by individual differences
732 in WMC. Thus, an efficient implementation of facilitatory attention strategies under
733 dual-task conditions might require that cognitive control resources are maximally
734 available, that is, under low WM load conditions, and in high WMC individuals.

735

736 **Author contributions**

737

738 (1) JO and JDF developed the concept and the design of the experimental work

739 (2) NR, SF, and JO actively participated in the implementation of the experimental
740 tasks, data collection and data analyses in the two experiments

741 (3) All the authors supervised the processes of accomplishing the study, contributed to
742 writing and reviewing the manuscript, as well as to approving the final version of the
743 manuscript

744

In review

745
746
747
748
749
750
751
752
753
754
755
756
757
758
759
760
761
762
763
764
765
766
767
768
769
770
771
772
773
774
775
776
777
778
779
780
781
782
783
784
785
786
787
788
789
790
791
792

References

- Ahmed, L., and De Fockert, J. W. (2012). Focusing on attention: the effects of working memory capacity and load on selective attention. *PLoS ONE*, 7, 1-11 doi: 10.1371/journal.pone.0043101
- Braver, T. S. (2012). The variable nature of cognitive control: A dual mechanisms framework. *Trends Cog. Sci.* 16, 106-113. doi:10.1016/j.tics.2011.12.010
- Braver, T. S., Barch, D. M., Keys, B. A., Carter, C. S., Cohen, J. D., Kaye, J. A., et al. (2001). Context processing in older adults: Evidence for a theory relating cognitive control to neurobiology in healthy aging. *J. Exp. Psychol. Gen.* 130, 746-763. doi: 10.1037//0096-3445.130.4.746
- Braver, T. S., Gray, J. R., and Burgess, G. C. (2007). "Explaining the many varieties of working memory variation: Dual mechanisms of cognitive control," in *Variation in working memory*, eds. A. Conway, C. Jarrold, M. J. Kane, A. Miyake, and J. N. Towse (New York, NY: Oxford University Press), 76-106.
- Chao, H. F. (2011). Active inhibition of a distractor word: The distractor precue benefit in the stroop color-naming task. *J. Exp. Psychol. Human*, 37, 799-812. doi: 10.1037/a0022191
- Cowan, N., Elliott, E. M., Saults, J. S., Morey, C. C., Mattox, S., Hismjatullina, A., and Conway, A. R. A. (2005). On the Capacity of Attention: Its Estimation and Its Role in Working Memory and Cognitive Aptitudes. *Cog Psychol.* 51, 42-100. doi: 10.1016/j.cogpsych.2004.12.001
- Daza, M. T., Ortells, J. J., and Fox, E. (2002). Perception without awareness: Further evidence from a Stroop priming task. *Percept Psychophys.* 64, 1316-1324. 64: 1316. doi:10.3758/BF03194774
- De Fockert, J. W. (2005). Keeping priorities: the role of working memory and selective attention in cognitive aging. *Sci. Aging Knowledge Environ.* 44, pe34.
- De Fockert, J. W. (2013). Beyond perceptual load and dilution: A review of the role of working memory in selective attention. *Front. Psychol.* 4, 1-11. doi: 10.3389/fpsyg.2013.00287
- De Fockert, J. W., Mizon, G. A., and D'Ubaldo, M. (2010). No negative priming without cognitive control. *J. Exp. Psychol. Human*, 36, 1333-1341. doi:10.1037/a0020404
- De Fockert, J., Ramchurn, A., Van Velzen, J., Bergström, Z., and Bunce, D. (2009). Behavioural and ERP evidence of increased interference in old age. *Brain Res.* 1282, 67-73.
- De Fockert, J.W., Rees, G., Frith, C. D., and Lavie, N. (2001). The role of working memory in visual selective attention. *Science*, 291, 1803-1806.
- Froufe, M., Cruz, I., and Sierra, B. (2009). (dis)Función ejecutiva en personas mayores con y sin Alzheimer: Actuación estratégica basada en expectativas. *Psicológica*, 30, 119-135.
- Fukuda, K., Vogel, E., Mayr, U., and Awh, E. (2010). Quantity, not quality: The relationship between fluid intelligence and working memory capacity. *Psychon. Bull. Rev.* 17, 673-679. doi: 10.3758/17.5.673
- Gazzaley, A. (2012). "Top-down modulation deficit in the aging brain: An emerging theory of cognitive aging", in *Principles of Frontal Lobe Function (2nd edn)*, eds. D. T. Stuss and R. T. Knight (New York: Oxford University Press), 593-608.

- 793 Gazzaley, A., and Nobre, A. C. (2012). Top-down modulation: Bridging selective
794 attention and working memory. *Trends Cog. Sci.* 16, 129-135. doi:
795 10.1016/j.tics.2011.11.014
- 796 Heyman, T., Van Rensbergen, B., Storms G., Hutchison, K. A., and De Deyne, S.
797 (2014). The influence of Working Memory Load on Semantic Priming. *J. Exp.*
798 *Psychol. Learn.* 41, 911–920. doi:10.1037/xlm0000050
- 799 Hutchison, K. A. (2007). Attentional control and the relatedness proportion effect in
800 semantic priming. *J. Exp. Psychol. Learn.* 33, 645-662. doi: 10.1037/0278-
801 7393.33.4.645
- 802 Hutchison, K. A., Heap, S. J., Neely, J. H., and Thomas, M. A. (2014). Attentional
803 control and asymmetric associative priming. *J. Exp. Psychol. Learn.* 40, 844-
804 856. doi:10.1037/a0035781
- 805 Johnson, M. K., McMahan, R. P., Robinson, B. M., Harvey, A. N., Hahn, B., Leonard,
806 C. J., Luck, S. J., and Gold, J. M. (2013). The relationship between working
807 memory capacity and broad measures of cognitive ability in healthy adults and
808 people with schizophrenia. *Neuropsychology*, 27, 220-229. doi:
809 10.1037/a0032060
- 810 Kalanthroff, E., Avnit, A., Henik, A., Davelaar, E. J., and Usher, M. (2015). Stroop
811 proactive control and task conflict are modulated by concurrent working
812 memory load. *Psychon. Bull. Rev.* 22, doi: 10.1037/a0032060
- 813 Kane, M. J., Conway, A. R. A., Hambrick, D. Z., and Engle, R.W. (2007). “Variation in
814 working memory capacity as variation in executive attention and control”, in
815 *Variation in working memory*, eds. A. R. A. Conway, C. Jarrold, M. J. Kane, A.
816 Miyake, and J. N. Towse (New York, Oxford University Press), 21-48.
- 817 Kane, M. J., and Engle, R. W. (2003). Working-memory capacity and the control of
818 attention: the contributions of goal neglect, response com- petition, and task set
819 to Stroop interference. *J. Exp. Psychol. Gen.* 132, 47–70.
- 820 Kim, S.Y, Kim, M. S, & Chun, M. M. (2005). Concurrent working memory load can
821 reduce distraction. *Proc. Natl. Acad. Sci.* 102, 16524-16529. doi:10.1073-
822 pnas.0505454102
- 823 Konstantinou, N., and Lavie, N. (2013). Dissociable roles of different types of working
824 memory load in visual detection. *J. Exp. Psychol. Human*, 39, 919-924.
825 doi: 10.1037/a0033037
- 826 Lavie, N., and De Fockert, J. W. (2005). The role of working memory in attentional
827 capture. *Psychon. Bull. Rev.* 12, 669–674.
- 828 Lavie, N., Hirst, A., de Fockert, J. W., and Viding, E. (2004). Load Theory of Selective
829 Attention and Cognitive Control. *J. Exp. Psychol. Gen.* 133, 339-354. doi:
830 10.1037/0096-3445.133.3.339
- 831 Logan, G.D., Zbrodoff, N.J., and Williamson, J. (1984). Strategies in the color-word
832 Stroop task. *Bull Psychon Soc.* 22, 135-138.
- 833 Merikle, P. M., and Joordens, S. (1997). Parallels between perception without attention
834 and perception without awareness. *Consciousness and Cognition*, 6, 219-236.
- 835 Minamoto, T., Shipstead, Z., Osaka, N, and Engle, R. E. (2015). Low cognitive load
836 strengthens distractor interference while high load attenuates when cognitive
837 load and distractor possess similar visual characteristics. *Atten. Percept.*
838 *Psychophys.* 77, 1659-1673. doi: 10.3758/s13414-015-0866-9.
- 839 Ortells, J. J., Alvarez, D., Noguera, C., Carmona, E., and De Fockert, J. W. (2017). The
840 Influence of Working Memory Load on Expectancy-Based Strategic Processes
841 in the Stroop-Priming Task. *Front. Psycho.* 8, 1-8. doi:
842 10.3389/fpsyg.2017.00129

- 843 Ortells, J. J., Noguera, C., Álvarez, D., Carmona, E., and Houghton, G. (2016).
 844 Individual differences in working memory capacity modulates semantic negative
 845 priming from single prime words. *Front. Psycho.* 7, 1-14. doi:
 846 10.3389/fpsyg.2016.01286
- 847 Ortells, J. J., Vellido, C., Daza, M. T., and Noguera, C. (2006). Semantic priming
 848 effects with and without perceptual awareness. *Psicológica*, 27, 225-242.
- 849 Park, S., Kim, M. S, and Chun, M. M. (2007). Concurrent working memory load can
 850 facilitate selective attention: evidence for specialized load. *J Exp Psychol Hum.*
 851 33, 1062-75. doi: 10.1037/0096-1523.33.5.1062
- 852 Redick, T. S. (2014). Cognitive control in context: Working memory capacity and
 853 proactive control. *Acta Psychol.* 145, 1-9. doi: 10.1016/j.actpsy.2013.10.010
- 854 Richmond, L. L., Redick, T. S., and Braver, T. S. (2015). Remembering to prepare: The
 855 benefits (and costs) of high working memory capacity. *J. Exp. Psychol. Learn.*
 856 41, 1764–1777. doi:10.1037/xlm0000122
- 857 Rosen, V. M., and Engle, R. W. (1997). The role of working memory capacity in
 858 retrieval. *J. Exp. Psychol. Gen.* 126, 211-227. doi: 10.1037/0096-
 859 3445.126.3.211.
- 860 Shipstead, Z., Harrison, T. L., and Engle, R. W. (2015). Working memory capacity and
 861 the scope and control of attention. *Atten. Percept. Psychophys.* 77, 1863-80. doi:
 862 10.3758/s13414-015-0899-0
- 863 Smith, E. E, and Jonides, J. (1998). Neuroimaging analyses of human working memory.
 864 *Proc. Natl. Acad. Sci.* 95. 12061-12068. doi: 10.1073-pnas.95.20.12061
- 865 Thomas, L. E. (2013). Spatial working memory is necessary for actions to guide
 866 thought. *J. Exp. Psychol. Learn. Mem. Cogn.* 39, 1974-1981. doi:
 867 10.1037/a0033089
- 868 Zanto, T. P., and Gazzaley, A. (2014). “Attention and Ageing” in *The Oxford Handbook*
 869 *of Attention*, eds. A. C. Nobre, and S. Kastner (New York, NY: Oxford
 870 University Press), 927-971. doi: 10.1093/oxfordhb/9780199675111.013.02
- 871 Wiemers, E. A., and Redick, T. S. (2018). Working memory capacity and intra-
 872 individual variability of proactive control. *Acta Psychol.* 182, 21-31. doi:
 873 10.3758/s13414-015-0899-00
 874

Acknowledgments

875
876
877
878
879
880
881
882

This work was supported by Ministerio de Economía y Competitividad (Government of Spain) with research grants PSI2014-53856-P and PSI2017-83135-P (Experiment 2) to Juan J. Ortells. Correspondence concerning this article should be addressed to Juan J. Ortells, Departamento de Psicología. Universidad de Almería. 04120. Almería. Spain (Email: jortells@ual.es).

In review

Footnotes

883

884

885 *Note 1.* A fairly similar result pattern was found in a further analysis on the Stroop-
886 priming data, in which we included those trials with incorrect responses to the arrow
887 memory probe. Thus, the effects of WM load ($F(1, 43) = 5.01, p = .030, \eta^2 = .104$) and
888 congruency ($F(1, 43) = 4.49, p = .040, \eta^2 = .095$) were again significant, as well as the
889 WM load x congruency interaction ($F(1, 43) = 6.85, p = .012, \eta^2 = .14$), and more
890 relevant, the three-way interaction between WM load, congruency and WMC ($F(1, 42)$
891 $= 5.92, p = .019, \eta^2 = .124$). Further analyses of the latter interaction showed a crossover
892 congruency x WMC interaction under low load ($F(1, 42) = 10.73, p = .002, \eta^2 = .204$),
893 which showed opposite Stroop-priming effects as a function of participants' WMC. Yet,
894 no reliable congruency x WM interaction was found under high WM load ($F < 1$), such
895 that an interference Stroop effect was always found irrespective of WMC.

896

897 *Note 2.* Whereas the ANCOVA analysis consider the full range of WMC scores, for a
898 better visual understanding of that analysis, Figure 4 shows participants divided into
899 high- ($k > 3.36$), medium- ($k < 3.32$), and low-WMC ($k < 3.08$) groups by using a tertile
900 split (see Richmond et al., 2015 for a similar approach).

901

902 *Note 3.* We would argue that it is highly unlikely that such a kind of verbal rehearsal
903 could be a useful retention strategy in our experiment. Note that all of our participants
904 were Spanish native speakers. Whereas the direction words “up”, “down”, “left” and
905 “right” are pronounced as monosyllabic words in English language, this is not the case
906 regarding Spanish language, as all of those words involve three syllables (up = a-ri-ba;
907 down = a-ba-jo; left = iz-quier-da; right = de-re-cha), Consequently, a Spanish native
908 speaker would need much more time than an English speaker to retain in WM four
909 direction words by using verbal rehearsal. We nonetheless decided to run Experiment 2
910 with a WM task that is even less likely to involve verbal coding.

911

912

913

914

915 Table 1. Mean (SD) correct reaction times (in milliseconds) and error percentages (in
 916 %) for congruent and incongruent trials in the Stroop task, under Low and High WM
 917 load in Experiment 1.
 918

		Prime-target Congruency		
		Congruent	Incongruent	Stroop-priming
Working Memory Load				
Low Load		546 (111.2)	550 (100.8)	- 4
		1.09 (2.9)	1.02 (2.2)	
High Load		559 (114.4)	603 (106.9)	- 44
		1.11 (3.2)	1.18 (3.3)	

919
920
921
922
923
924
925
926
927
928
929
930
931
932
933
934
935
936
937
938
939
940
941
942
943
944
945
946
947
948
949
950
951
952
953
954
955
956
957
958
959
960
961

962 Table 2. Mean (SD) correct reaction times (in milliseconds) and error percentages (in
 963 %) for congruent and incongruent trials in the Stroop task, under Low and High WM
 964 load in Experiment 2.

965

966

967

968

969

970

971

972

973

974

975

976

977

978

979

980

981

982

983

984

985

986

987

988

		Prime-target Congruency		
		Congruent	Incongruent	Stroop-priming
Working Memory Load				
	Low Load	530 (120.4)	509 (116.1)	+ 21
		3.2 (4.7)	1.9 (2.4)	
	High Load	516 (114.6)	543 (122.7)	- 27
		2.7 (3.9)	2.5 (3.5)	

Figure Captions

989
990
991
992
993
994
995
996
997
998
999
1000
1001
1002
1003
1004
1005

- Figure 1. Sequence of events of a trial in the change localization task.
- Figure 2. Examples of incongruent trials in the Stroop task under low (left) and high (right) working memory load in Experiment 1.
- Figure 3. Participants' response times (ms) for congruent and incongruent conditions in the Stroop task as a function of WMC (k) scores under low (top panel) and high (bottom panel) WM load in Experiment 1.
- Figure 4. Mean Reaction times (and standard error of the mean) for congruent and incongruent prime-target pairs as a function of WM load (A. Low Load; B. High Load) and WMC group (Low-, Medium-, and High-WMC) in Experiment 1.
- Figure 5. Examples of trials under low (left) and high (right) load in the spatial working memory task in Experiment 2.

In review

Figure 1.JPEG

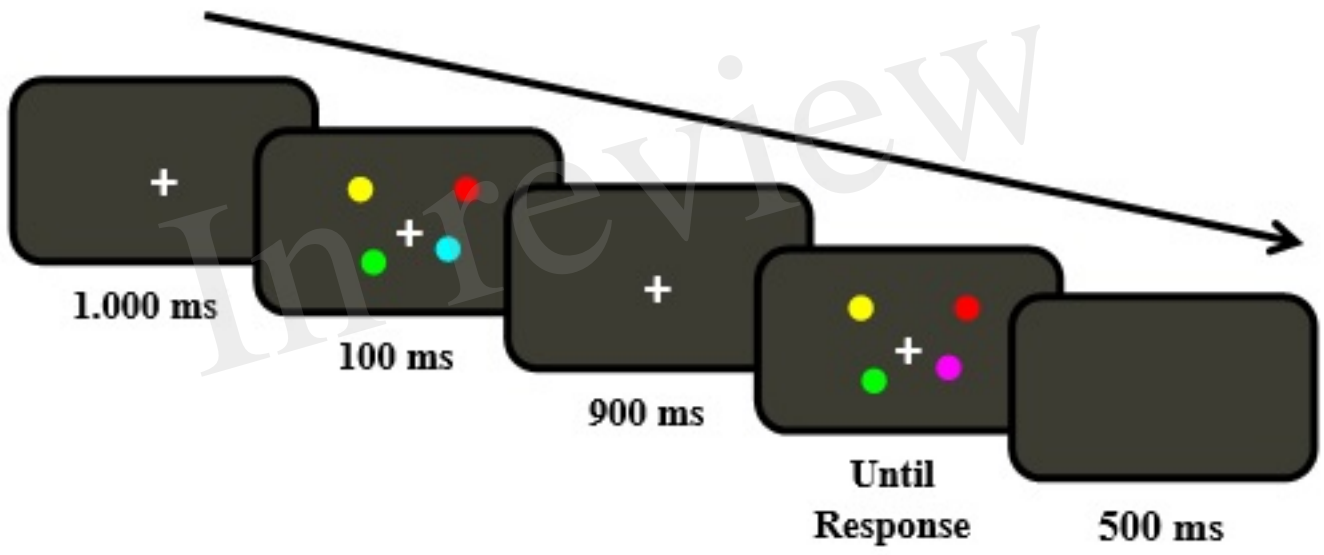


Figure 2.JPEG

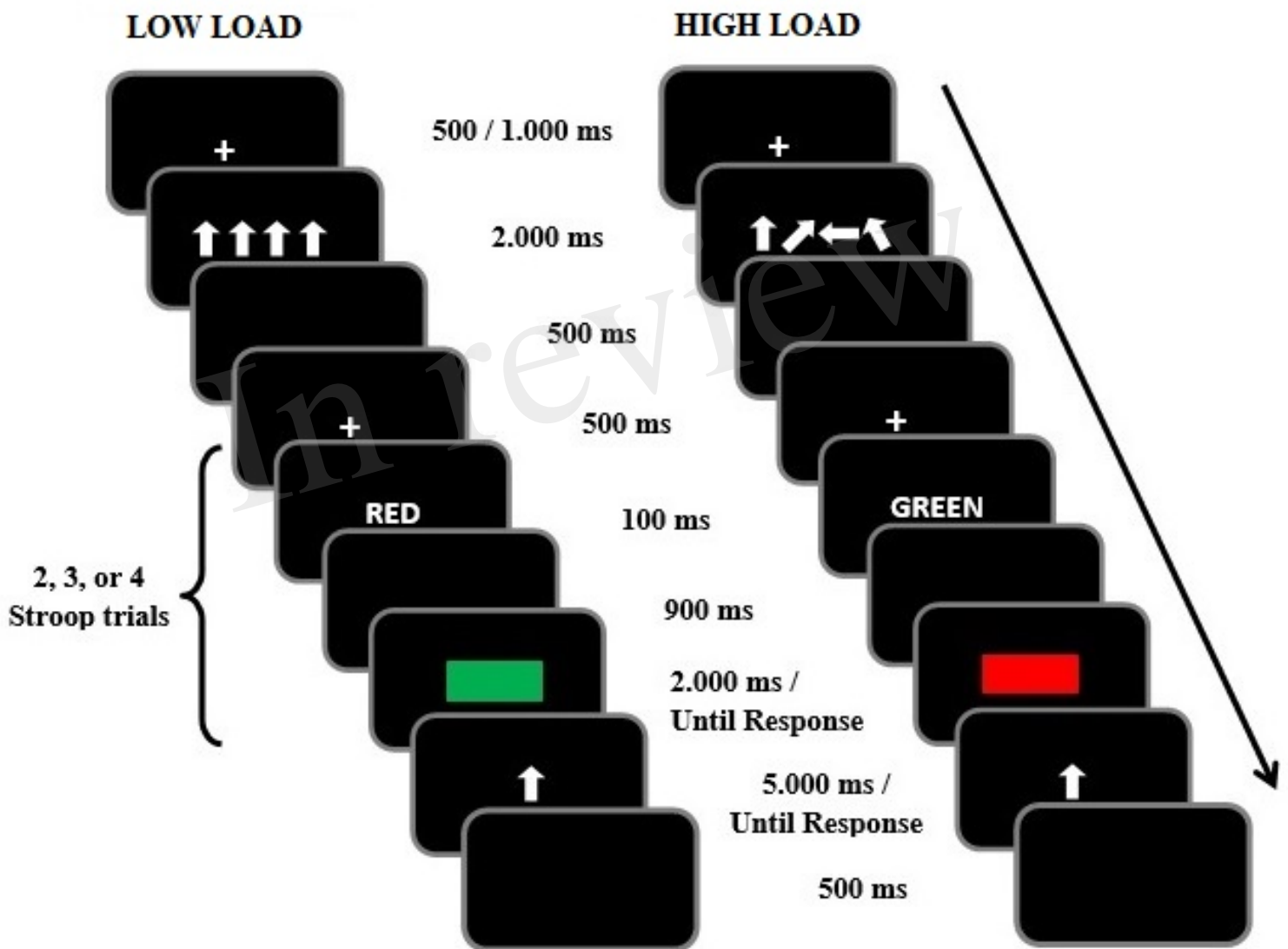


Figure 3.JPEG

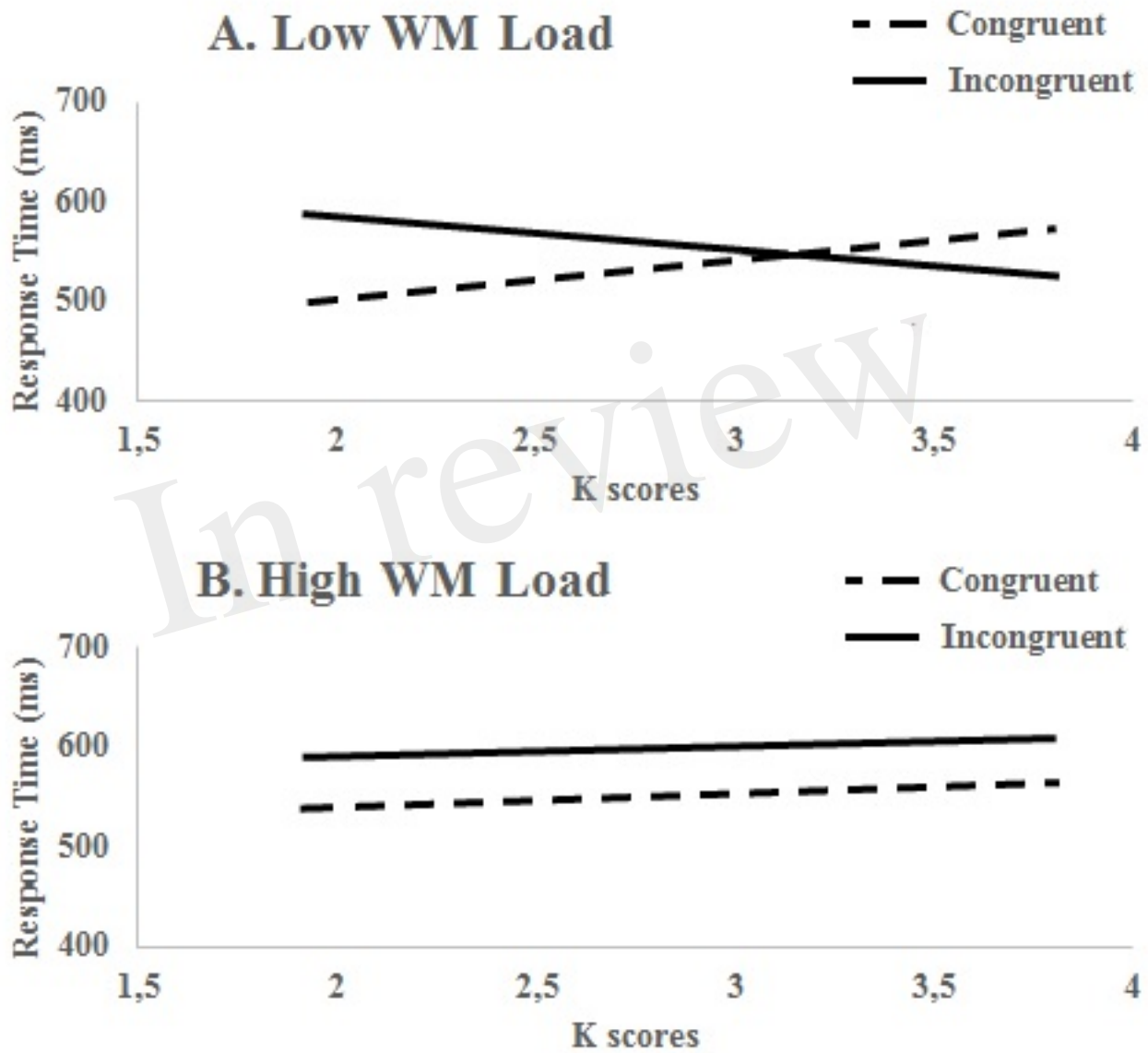


Figure 4.JPEG

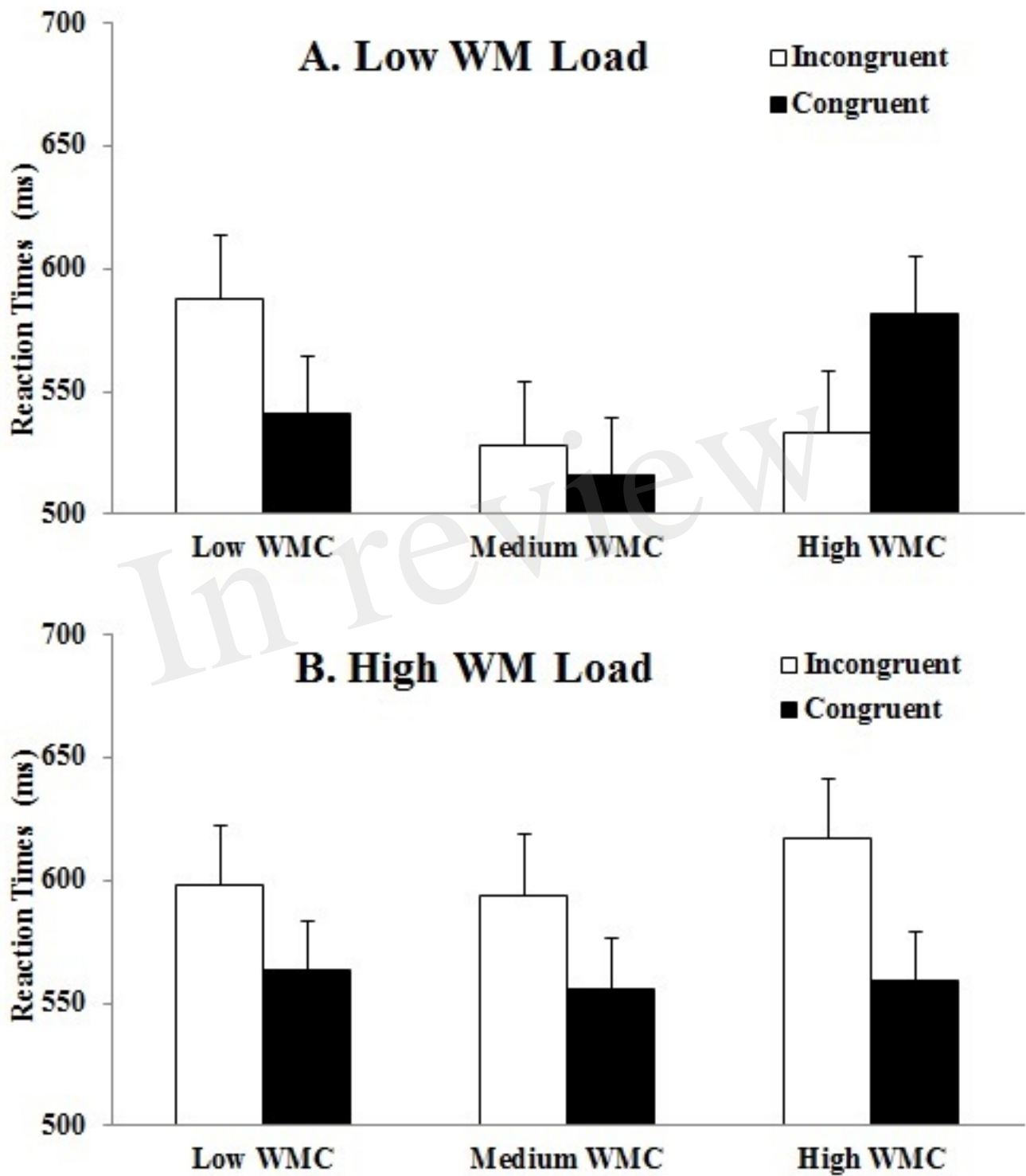


Figure 5.JPEG

